

Sink Phantom

Kitchen Sinks

Code: 4340 051



DETAILS

Edge/Installation Type	Undermount
Material	AISI 304 stainless steel
Texture	Brushed in line
Finish	Foster brushed
Base	45 cm
Width	41.6 cm
Dimensions	416x416 mm
Bowl dimension	400 x 400 mm
Built-in hole	View technical data sheet

Standard fittings	Fixing hooks, drain, overflow and siphon, boxed packing
-------------------	---

Mixer holes	No standard holes
-------------	-------------------

Drainer	No
---------	----

Waste fitting	3,5" drain
---------------	------------

Number of bowls	1 bowl
-----------------	--------

FEATURES

Basket 3,5" waste fitting	The drain is equipped with a large 3.5" drain, with the practical basket cap that prevents the discharge of solid parts.
---------------------------	--

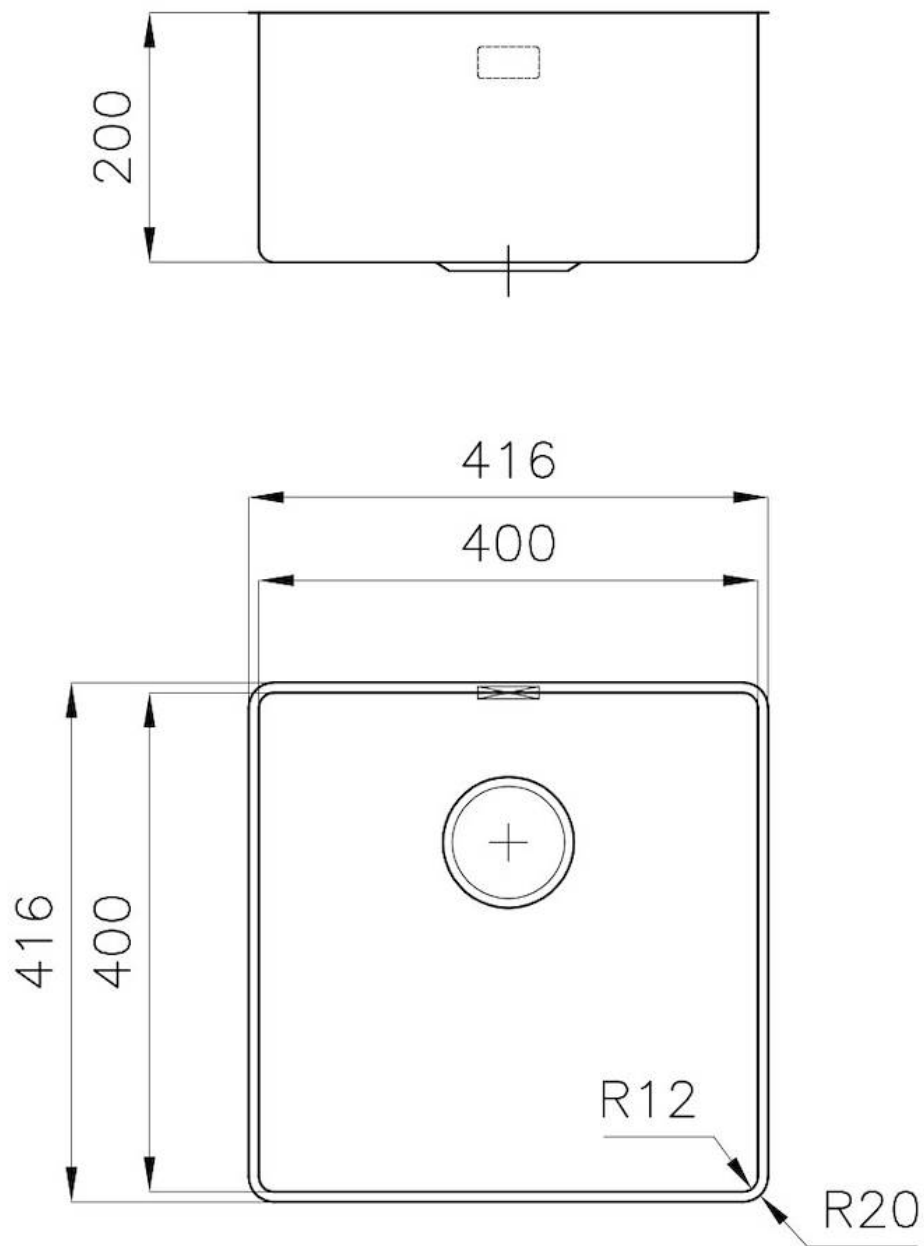
Deep bowls	This bowls reach an important depth, over 20 cm, thanks to the advanced production technology, that can be offer great capieny and practicity in all the washing operations.
------------	--

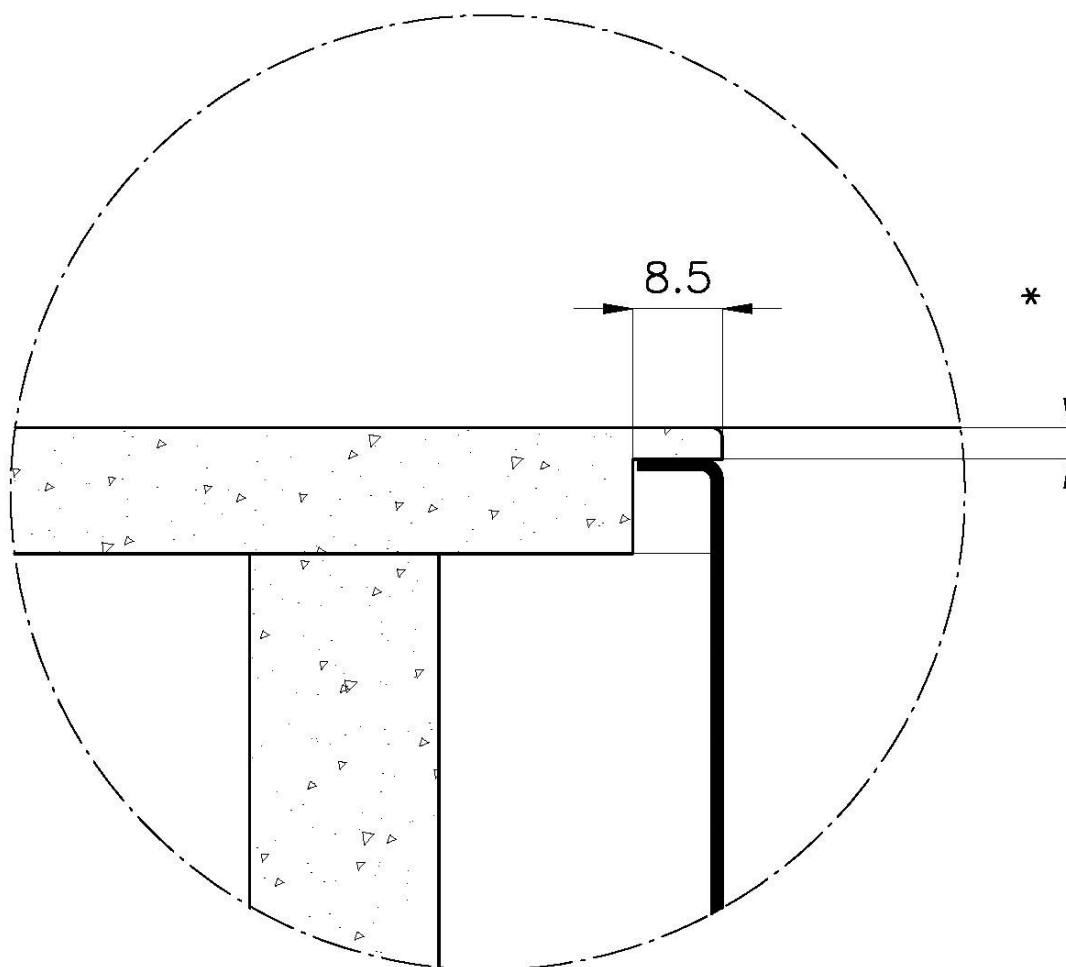
High thickness	1mm thick steel. A significant thickness, which guarantees the maximum sturdiness and durability.
----------------	---

Perimetral overflow	The overflow is always a security on the Foster sinks that prevents the overflow of water in case of oversights. The perimeter drain solution improves aesthetics thanks to its square and essential shape.
---------------------	---

Small radius	Bowls with squared shapes with a modern design and an increased capacity, for a minimal aesthetics connected with an extreme practicity.
--------------	--

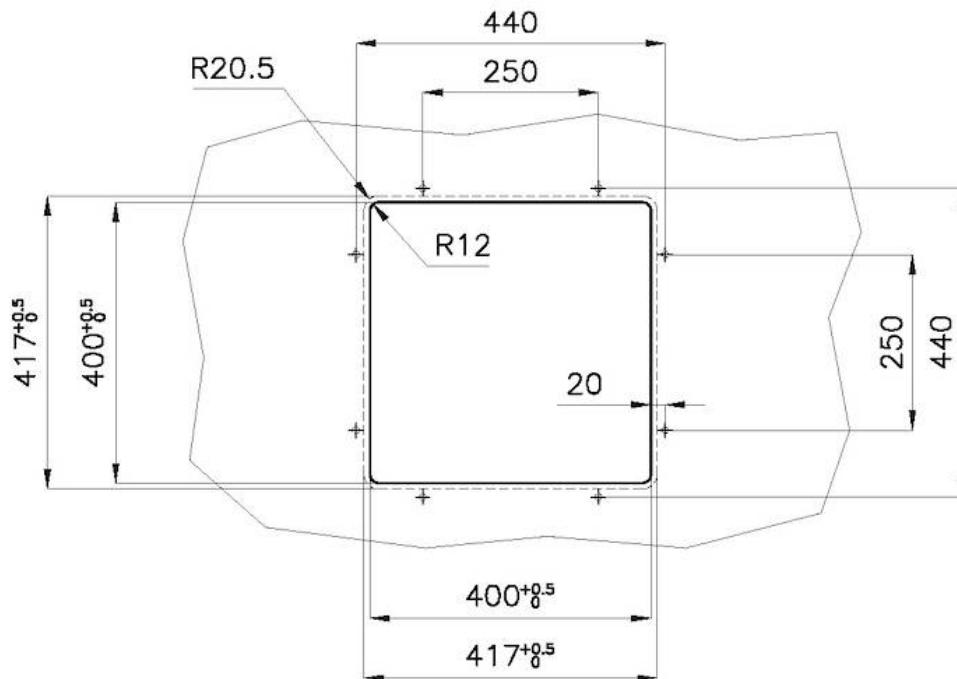
TECHNICAL DATA



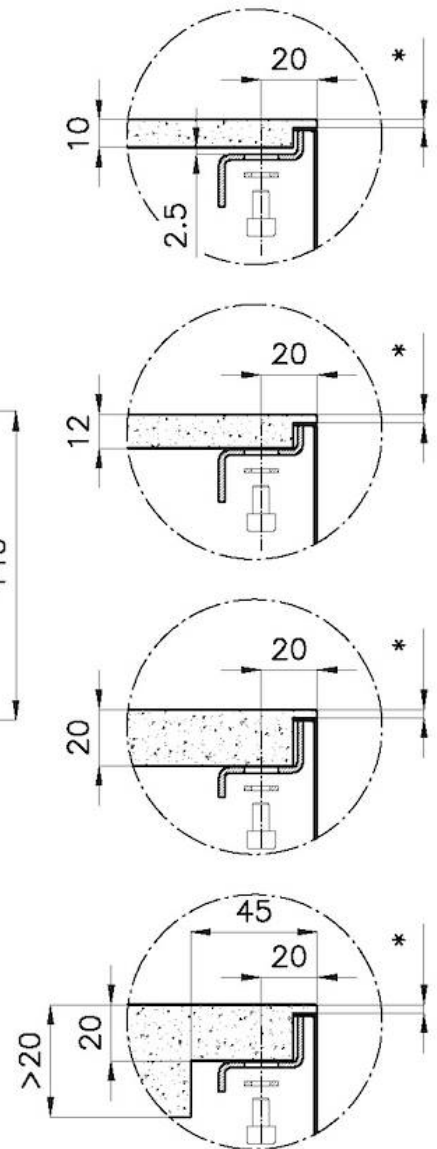


* Lo spessore minimo deve essere valutato in base alla resistenza del materiale

* The minimum thickness must be determined according to the strength of the material



Posizioni fori per fissaggio
Fixing hole positions



* Lo spessore minimo deve essere valutato in base alla resistenza del materiale

* The minimum thickness must be determined according to the strength of the material

GALLERY



OPTIONAL ACCESSORIES



Cestello inox
8612 000



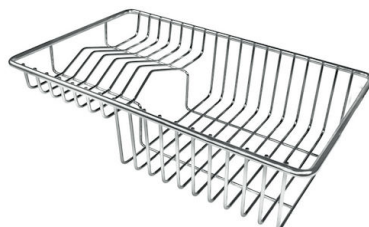
Glass chopping board
8631 300



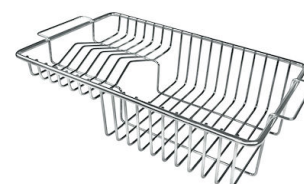
HDPE Chopping board
8657 001



HPDE Twin chopping board
8644 101



Stainless steel plate rack
8100 303
* only in combination with the accessory
8644 101



Stainless steel plate rack
8100 201



**Stainless steel plate rack only
usable in combination with the
accessories 8644 003**

8100 154



White bowl

8153 100



Black grid

8100 617



Black grid

8100 651



**Graters kit with ring-holder and
food collection tray**

8159 101

* only in combination with the accessory
8644 101



**Iroko-wood sliding chopping board
with stainless steel colander**

8644 044



Stainless steel perforated tray

8151 000

* only in combination with the accessory
8644 101



**Stainless steel perforated tray PVD
Copper**

8151 008



**Stainless steel perforated tray PVD
Gold**

8151 009



**Stainless steel perforated tray PVD
Gun Metal**

8151 006

OPTIONAL AUTOMATIC WASTE FITTINGS



Automatic waste fitting - PM
8407 113



Space automatic waste fitting - PA
8407 108



Space automatic waste fitting - PE
8407 109



**Space Light automatic waste fitting
- PL**
8407 117



**Space Push automatic waste fitting
- PP**
8407 116